





PMEX UPDATE


SELL	
	CRUDE10-FE25 69.20 -0.37% Expiry 20/Jan/25 Remaining 28 Days
Entry	70 - 69.37
Stoploss	70.50
Take Profit	68.5 - 68


SELL	
	NGAS1K-JA25 3.4680 1.64% Expiry 26/Dec/24 Remaining 3 Days
Entry	3.525 - 3.505
Stoploss	3.56
Take Profit	3.419 - 3.393


SELL	
	GO10Z-FE25 2,629.51 -0.59% Expiry 29/Jan/25 Remaining 37 Days
Entry	2634.00
Stoploss	2647.19
Take Profit	2626 - 2600


SELL	
	SL10-MA25 30.07 0.36% Expiry 26/Feb/25 Remaining 65 Days
Entry	30.3 - 30.2
Stoploss	30.49
Take Profit	29.885 - 29.737


BUY	
	PLATINUM5-JA24 940.90 0.48% Expiry 27/Dec/24 Remaining 4 Days
Entry	936 - 938
Stoploss	931.01
Take Profit	945 - 950


SELL	
	COPPER-MA25 4.1140 0.33% Expiry 26/Feb/25 Remaining 65 Days
Entry	4.1281 - 4.1226
Stoploss	4.15
Take Profit	4.0975 - 4.0907


BUY	
	ICOTTON-MA25 69.16 1.62% Expiry 20/Feb/25 Remaining 59 Days
Entry	68.5 - 69
Stoploss	68.30
Take Profit	69.5 - 70

SELL	
	DJ-MA24 43,211 -0.24% Expiry 20/Mar/25 Remaining 87 Days
Entry	43350 - 43300
Stoploss	43480.35
Take Profit	43150 - 43038

SELL	
	SP500-MA24 5,996 -0.10% Expiry 20/Mar/25 Remaining 87 Days
Entry	6028 - 6015
Stoploss	6045.68
Take Profit	5979 - 5968

BUY	
	NSDQ100-MA24 21,586 0.09% Expiry 20/Mar/25 Remaining 87 Days
Entry	21488 - 21546
Stoploss	21411.34
Take Profit	21695 - 21826

BUY	
	GOLDUSDJPY-JA25 156.84 0.27% Expiry 27/Dec/24 Remaining 4 Days
Entry	155.55 - 156.3
Stoploss	155.20
Take Profit	156.8 - 156.9

SELL	
	GOLDEURUSD-JA25 1.0392 -0.35% Expiry 27/Dec/24 Remaining 4 Days
Entry	1.0414 - 1.0407
Stoploss	1.04
Take Profit	1.0386 - 1.0375

Major Headlines

Oil gains as cooling US inflation points to possible easing Prepare for market whiplash in January, Yardeni says
 Oil prices rose on Monday as lower-than-expected U.S. inflation data revived hopes for further policy easing, although the outlook for a supply surplus next year weighed on the market. futures rose 37 cents, or 0.5%, to \$73.31 a barrel by 0729 GMT. U.S. West Texas Intermediate crude futures climbed 40 cents, or 0.6%, to \$69.86 per barrel. Risk assets, including U.S. equity futures and crude [see more...](#)

Gold Returns Above Uptrend Line, But Remains Within Neutral Sideways Japanese Yen retains intraday negative bias amid doubts over BoJ's
 Gold moved higher after triggering some buy orders near the 2,580 zone on Thursday. On Friday, the price closed above the uptrend line drawn from the low of June 26, but even with the advance continuing today, the metal remains below the 50-day exponential moving average The neutral outlook is supported by [see more...](#)
 The Japanese Yen (JPY) remains on the back foot against its American counterpart through the first half of the European session on Monday, albeit it lacks follow-through selling. Investors remain sceptical about the Bank of Japan's (BoJ) intentions to hike rates further, which, along with a generally positive risk tone, seems [see more...](#)

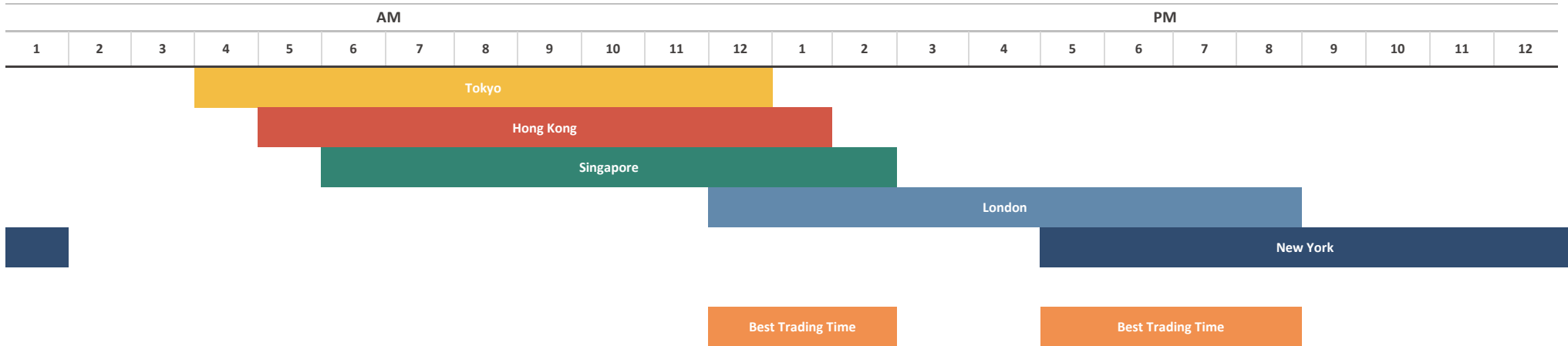
EUR/USD slumps as Fed's fewer rate cuts guidance boosts USD's appeal US Dollar edges lower after soft PCE data
 EUR/USD slides below 1.0400 in Monday's European session as the US Dollar (USD) bounces back on Monday after a sharp sell-off on Friday. The US Dollar Index (DXY), which tracks the Greenback's value against six major currencies, climbs to near 108.20. The Greenback gains as Federal Reserve (Fed) policymakers see the central bank delivering fewer interest rate [see more...](#)
 The US Dollar Index (DXY), which measures the value of the USD against a basket of currencies, took a hit after soft Personal Consumption Expenditures (PCE) data was released during the European session. Markets are also assessing political woes in the US, which soured market sentiment. Risks of a US government shutdown have risen as House Republicans failed [see more...](#)

Economic Calendar

Event	Dates	Time	Currency	Importance	Actual	Forecast	Previous
GDP (QoQ) (Q3)	23-Dec-24	12:00 PM	GBP	High volatility	0.00%	0.10%	0.40%
GDP (YoY) (Q3)	23-Dec-24	12:00 PM	GBP	High volatility	0.90%	1.00%	0.70%
CB Consumer Confidence (Dec)	23-Dec-24	8:00 PM	USD	High volatility		112.9	1117.7

FOREX MARKETS' STATISTICS

Forex Market Hours

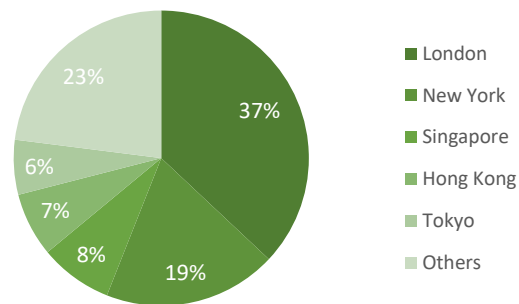


Note: This chart shows the normal forex trading times of all the major forex trading centers across the globe in Pakistan Standard Time.

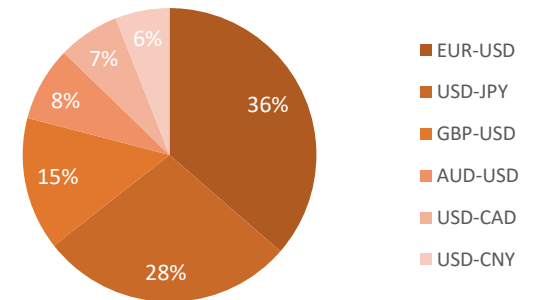
Forex Turnover by Counterparty



Markets' Share in Total Forex Turnover



Most Traded Currency Pairs



Sources: ACPL Research, Forexmarkethours, Dailyfx, Ig

DISCLAIMER

This report has been prepared by Abbasi and Company (Private) Limited and is provided for information purposes only. Abbasi and Company (Private) Limited (ACPL) is engaged in brokerage business of commodities futures in Pakistan and to provide the trading/ execution facility on Pakistan Mercantile Exchange (PMEX). There is risk of loss in trading in derivatives (futures). The author, directors and other employees of Abbasi and Company (Private) Limited and its affiliates cannot be held responsible for any loss in trading. Futures; futures on margin carries a high level of risk and may not be suitable for all investors. The high degree of leverage can work against the investor/ traders. Before deciding to invest in Commodity derivatives, you should carefully consider your investment objectives, level of experience, and risk appetite. The possibility exists that you could sustain a loss of some or all of your initial investment and therefore you should not invest money that you cannot afford to lose. You should be aware of all the risks associated with futures trading in commodities and other financial products. We take no responsibility for any loss made in investment on any instruments through us. In any event Abbasi and Company (Private) Limited, its affiliates, agents will not be liable to anyone for any decision made or action taken for investment/ trading. Abbasi and Company (Private) Limited, its affiliates, directors and employees cannot be held responsible for any loss in trading due to any problem in connectivity; failure of system; technical problem in the software or any other reason whatever. All the reports/ recommendations/ trading calls/ opinions are advisory in nature and contains the opinions of the author, which are not to be construed as investment advices. The author, directors and other employees of Abbasi and Company (Private) Limited and its affiliates cannot be held responsible for the accuracy of the information presented herein or for the results of the positions taken based on the opinions expressed in the reports/ views from Abbasi and Company (Private) Limited. All the views/ recommendations/ trading calls and opinions are based on the information, which are believed to be accurate and no assurance can be given for the accuracy of these information.

Derivatives trading involve substantial risk. The valuation of the underlying may fluctuate, and as a result, clients may lose their entire original investment. In no event should the content of this research report be construed as an express or an implied promise, guarantee or implication by, or from, Abbasi and Company (Private) Limited that you will profit or that losses can, or will be, limited in any manner whatsoever. Past results are no indication of future performance. The information provided in this report is intended solely for informative purposes and is obtained from sources believed to be reliable. Information is in no way guaranteed. No guarantee of any kind is implied or possible where projections of future conditions are attempted. Investments in securities market are subject to market risks, read all the related documents carefully before investing.

All rights reserved by Abbasi and Company (Private) Limited. This report or any portion hereof may not be reproduced, distributed, or published by any person for any purpose whatsoever. Nor can it be sent to a third party without prior consent of Abbasi and Company (Private) Limited. Action could be taken for unauthorized reproduction, distribution, or publication.

The research analyst, primarily involved in the preparation of this report, certifies that (1) the views expressed in this report accurately reflect his/her personal views about the subject commodity/index /currency pair and (2) no part of his/her compensation was, is or will be directly or indirectly related to the specific recommendations or views expressed in this report.

DISCLOSURE

Following exchange rates are used to convert investment and profit values:

- USD/PKR: 278.00
- JPY/PKR: 1.81

To arrive at our Target Price, Abbasi & Company (Private) Limited uses following methods:

- Technical Analysis
- Fundamental Analysis

Furthermore, profit and returns are inclusive of all expenses including PMEX Fee, ACPL Fee & Sales Tax

RESEARCH DISSEMINATION POLICY

Abbasi & Company (Private) Limited endeavors to make all reasonable efforts to disseminate research to all eligible clients in a timely manner through either physical or electronic distribution such as email, fax mail etc. Nevertheless, all clients may not receive the material at the same time.

PREPARED BY

Muhammad Rashid Nawaz
Phone: (+92) 42 38302028
Ext: 118
Email: umairjaved@abbasiandcompany.com

RESEARCH DEPARTMENT

6 - Shadman, Lahore
Phone: (+92) 42 38302028; Ext: 116, 117
Email: research@abbasiandcompany.com
web: www.abbasiandcompany.com

HEAD OFFICE

6 - Shadman, Lahore
Phone: (+92) 42 38302028
Email: support@abbasiandcompany.com
web: www.abbasiandcompany.com